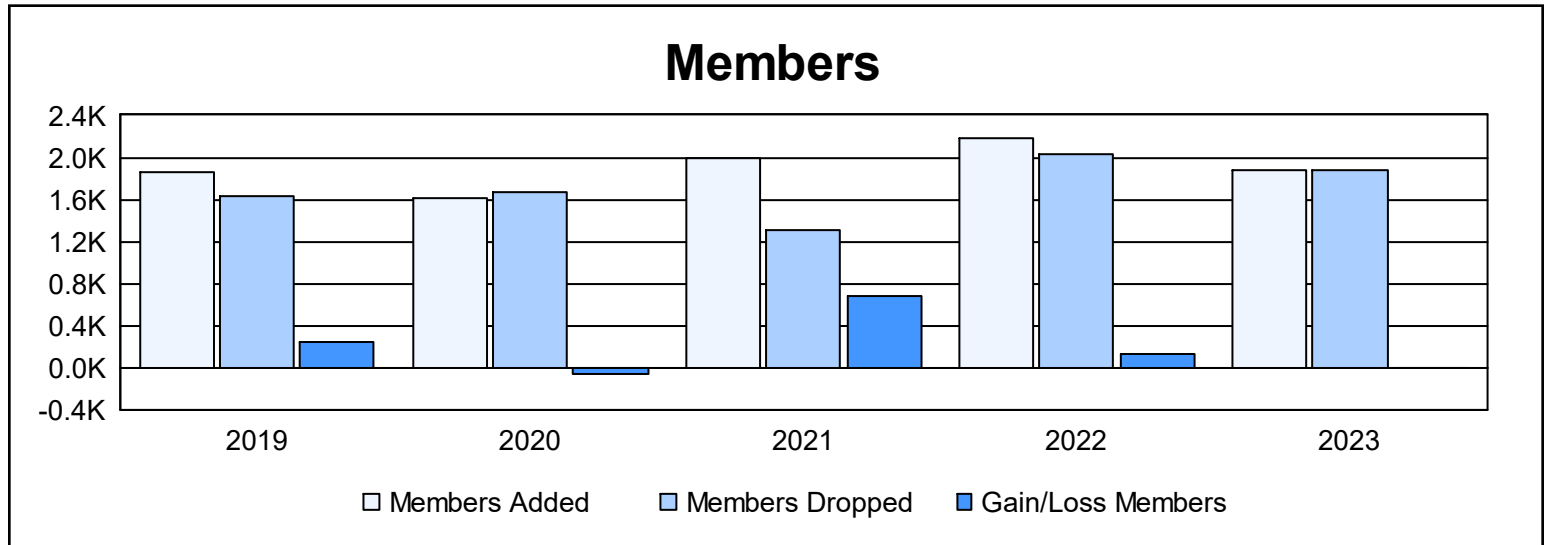
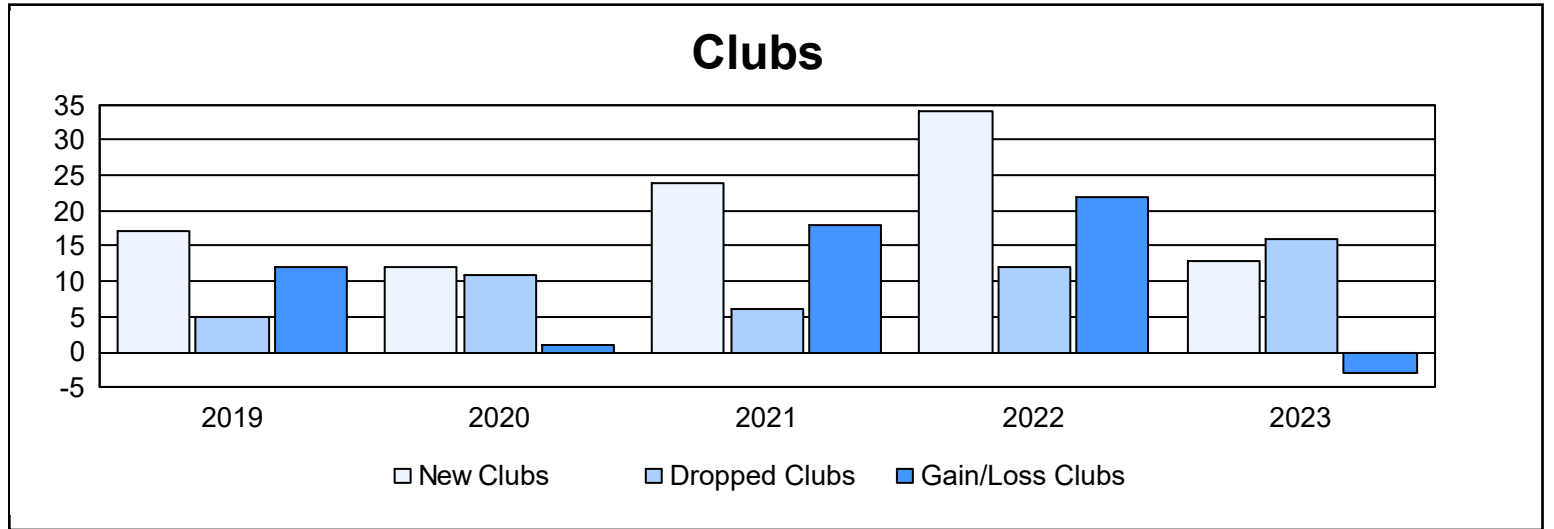
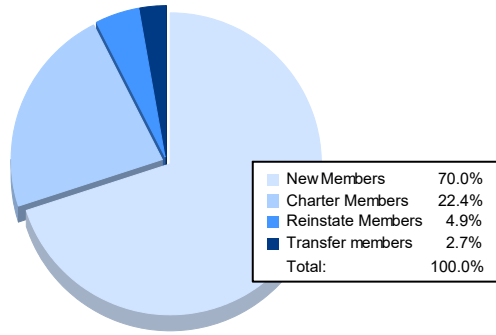


Year	New Clubs	Dropped Clubs	Gain/ Loss Clubs	New Members	Charter Members	Reinstate Members	Transfer Members	Total Member Added	Total Members Dropped	Gain/ Loss Members
2018-2019	17	5	12	1,162	558	43	99	1,862	1,621	241
2019-2020	12	11	1	1,154	353	64	42	1,613	1,665	-52
2020-2021	24	6	18	1,279	615	46	54	1,994	1,305	689
2021-2022	34	12	22	1,113	933	90	36	2,172	2,037	135
2022-2023	13	16	-3	1,315	420	92	51	1,878	1,885	-7
Average	20	10	10	1,205	576	67	56	1,904	1,703	201



Membership Composition June 2023 Cumulative



Gender Composition June 2023 Cumulative

